

# E660, E760

## 6 or 7 Digit Counter, Non Reset

### Features

- Low Cost, Large Quantity Discounts
- Rugged ABS Case
- Many Voltage Ranges Available
- Long Life
- Compact Size

### Description:

The E series incorporates the latest manufacturing technology together with a basic design to achieve high performance over a wide temperature range with very low power consumption. These counters can be mounted by snap-in front flange or rear screw mount.

### Applications:

The compact design and competitive pricing of the E660 and E760 make them the ideal counters for almost all counting applications. These electro-mechanical counters will not lose their count during power failures, or from electrical noise. The E660 and E760 are used in:

- Mail equipment
- Photo machines
- Vending machines
- Gaming machines
- Elevators
- Copiers and printers
- Ticket machines
- Laundry machines

### Specifications:

**Operating Voltage:** (+/-10%)

**DC:** 5,12,24 (1.2W)

**Display:** Six or seven digit, .110" (2.8mm) high. White on black.

**Count speed:** 10 CPS standard. 15 CPS optional. 50/50 ratio on/off.

**Max. On time:** Infinite.

**Reset:** None.


**Termination:** UL/CSA wire leads, 13.78" (350mm).

**Operating temperature:** 23° F to 104°F (-5°C to +40°C).

**Storage temperature:** 14°F to 122°F (-10°C to +50°C).

**Weight:** 1 oz. (28.35 grams).

**Specials:** Many specials available. Consult factory.

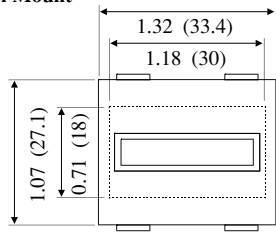


### How To Order:

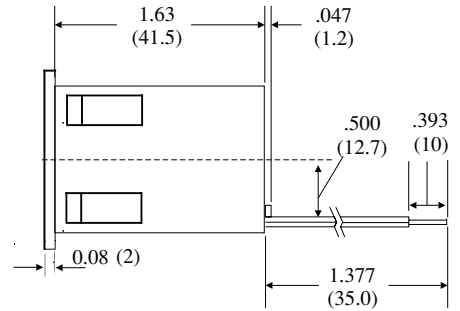
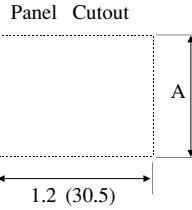
EXAMPLE:	E660	A	P	10	DC	12
<b>Series</b>	E660 = 6 Digit Counter E760 = 7 Digit Counter					
<b>Special Order Features</b>	_ = Blank if standard A = Diode across Coil M = M3 Threads					
<b>Mounting</b>	P = Panel Mount R = Rear Mount (4-40) F = Front Mount (4-40) FI = Front Mount (4-40) with inserts RT = Rear Mount (4-40) with Terminal Pins for PCB Mount B = Base Mount					
<b>Count Speed</b>	10 = 10 CPS (standard) 15 = 15 CPS (optional)					
<b>Operating Voltage</b>	DC					
<b>Voltage Level</b>	DC: 5, 12, 24					

**Dimensions**

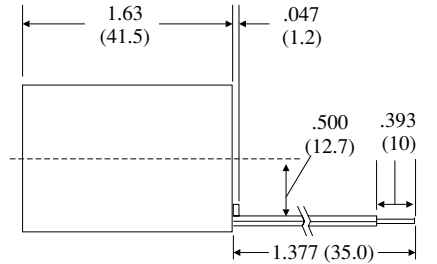
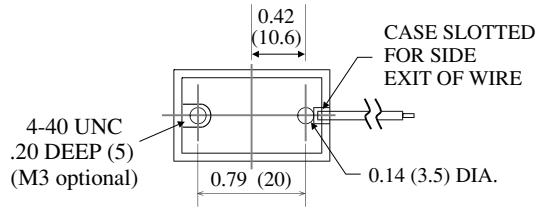
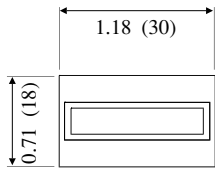
**Panel Mount**



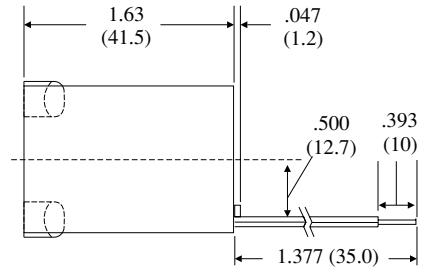
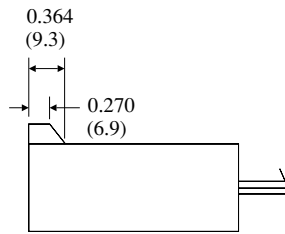
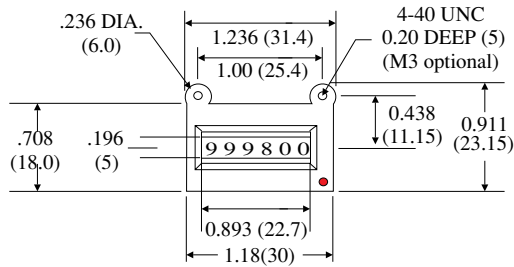
Panel Thickness	A
0.04~0.06 (1.0~1.4)	0.95~0.97 (24.2~24.6)
0.06~0.08 (1.4~2.0)	0.97~0.98 (24.3~24.7)



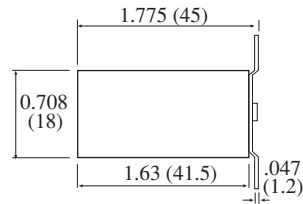
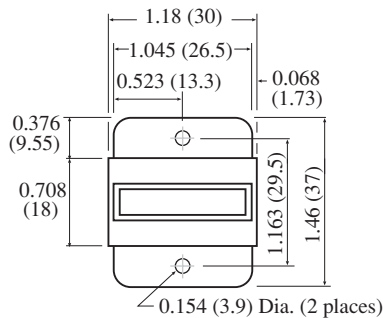
**Rear Mount**



**Front Mount**



**Base Mount**



**Pin Terminal Type**

